

Mini-Bar Series

Receptacles with Header

The Mini-Bar series is the smallest portable memory form factor in the Datakey product line. Measuring only 0.64 inches in length, Mini-Bar receptacles are 65% smaller than Bar receptacles⁵. Mini-Bar receptacles mate with all Mini-Bar memory tokens (see Mini-Bar token datasheets for more information²). The receptacles are designed to mount on the surface of an OEM device (enclosure, housing, panel, etc.) or can be integrated into a corner, with only the header pins extending into the device for electrical connection. This mounting method minimizes the amount of interior space required. Mini-Bar receptacles are available with or without an adhesive gasket. The receptacle is secured using two screws (not included). A low-profile off-the-shelf ribbon cable may be used to connect the receptacle to internal circuitry.

Designed for use in the most challenging environments, the Mini-Bar series meets several MIL-STD-810 specifications, provides an intuitive slide-in/slide out operation, and features an open design for easy in-field cleaning. The Mini-Bar receptacle also features a retention pin that helps to keep the token firmly in place during operation – standing up to the most demanding shock and vibration requirements.



NOTES:

Conforms with Directive 2011/65/EU of the European Parliament and of the Council of 8 June 2011, and as amended by Directive 2015/863/EU, on the restriction of the use of certain hazardous substances in electrical and electronic equipment.



MECHANICAL⁶

Operating Life	15,000 Insertion/Removal Cycles Min.
Vibration ³	MIL-STD-810H, Method 514.8, Proc. I
Shock ³	MIL-STD-810H, Method 516.8, Proc. I Operating ⁴ : 40 g 15-23 ms – Typical Token Retention: >200 g 3 ms – Typical (token retained in receptacle)
Acceleration ³	MIL-STD-810H, Method 513.8, Proc. II

ELECTRICAL⁶

Contact Resistance	< 100 mΩ
--------------------	----------

ENVIRONMENTAL⁶

Storage Temperature	-40°C to +100°C
Operating Temperature	-40°C to +85°C
Relative Humidity	5% - 95% (non-condensing)
Immersion	MIL-STD-810H, Method 512.6, Proc. I
Salt-Fog	MIL-STD-810H, Method 509.8, Proc. I
Blowing Dust	MIL-STD-810H, Method 510.7, Proc. I
Blowing Sand	MIL-STD-810H, Method 510.7, Proc. II
Freezing Rain	MIL-STD-810H, Method 521.4, Glaze Ice
Altitude	MIL-STD-810H, Method 500.6, Proc. I & II ≤40,000 ft (12,192 m)
Solar Radiation	MIL-STD-810H, Method 505.7, Proc. II
Other	Contact ATEK for Further Information on Additional Qualification Tests (including thermal shock, fungus & chemical resistance)

MOUNTING COMPONENT(S)

Threaded Fasteners	(2) #0-80 thread, max thread engagement: 0.125", max torque rating: TBD
Gasket (where included)	Adhesive Gasket – 0.015" (0.38 mm) Nominal Thickness

INTERFACING COMPONENT(S)

Connector	Würth p/n: 62100821021 Header 0.05" pitch 2x4 Mates with Samtec FFSD Ribbon Cable or Similar
-----------	---

MATING COMPONENTS

Memory Tokens	SSJ and ISJ Series of Mini-Bar Memory Tokens
---------------	--

ORDERING INFORMATION¹

MBRHG	606-0080-000A (8-pin header, gasket)
MBRHN	606-0080-001A (8-pin header, no gasket)

1: "A" suffix on part number indicates RoHS compliance.

2: Customers must design to meet Datakey interface specifications to provide for future memory device compatibility. Interface specifications available at datakey.com.

3: Specification for receptacle with mated token.

4: No discontinuities greater than one microsecond allowed.

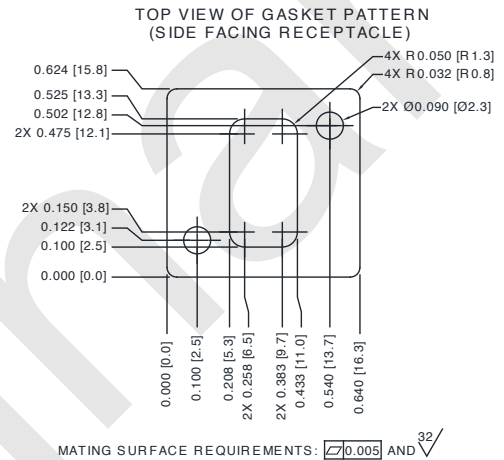
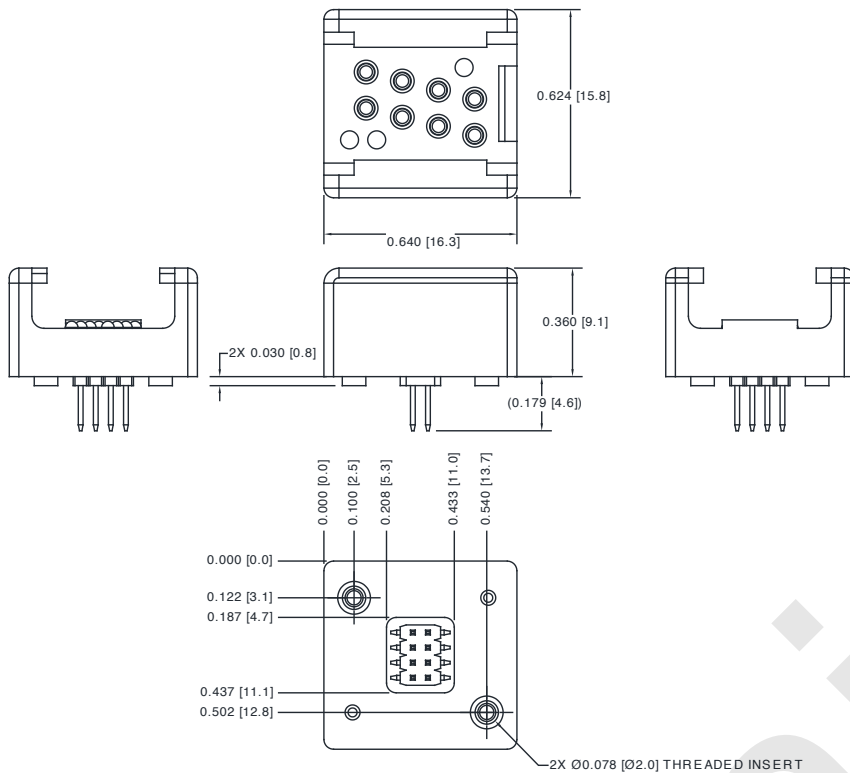
5: Volume comparison between BRLN and MBRHN

6: Complete environmental testing results expected Q3-2025.

Mini-Bar Series



The power of memory. Secured.



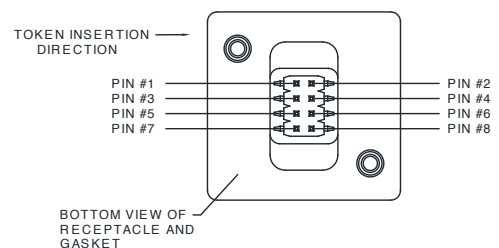
MATING SURFACE REQUIREMENTS: $\sqrt{0.005}$ AND $\sqrt{32}$

Drawing dimensions are in inches and millimeters [mm].
Dimensions are nominal and subject to manufacturer's tolerances.


PIN-OUT CHART

Pin #	I ² C	SPI
1	LOFO	LOFO
2	Ground (GND)	Ground (GND)
3	Power (V _{cc})	Power (V _{cc})
4	Size	/Chip Select (/CS)
5	Serial Clock (SCL)	Serial Clock (SCK)
6	NC	Serial Data in (SI)
7	Serial Add/Data (SDA)	Serial Data Out (SO)
8	NC	NC

RECEPTACLE PIN-OUT



Installation Recommendations: Mini-Bar receptacles are designed to be mounted on the surface of an OEM device (enclosure, housing, panel, etc.). It is also possible to flush-mount the Mini-Bar receptacle by incorporating it into a slot or corner as shown (left). The OEM should provide a slot for the header connector to protrude into the housing. The opening may also have to account for the mating connector as well. The receptacle is mounted using an optional adhesive gasket and two #0-80 threaded inserts (screws provided by the OEM). Contact ATEK with questions on mounting and installation.



221-0225-000 Rev. B 4/25

View our full product line at www.datakey.com

ATEK Access Technologies
10025 Valley View Road, Ste. 190
Eden Prairie, MN 55344 U.S.A.

PH: 1.800.523.6996
FAX: 1.800.589.3705
+1.218.829.9797

www.atekaccess.com



Access the power of technology.

©2025 ATEK Access Technologies, LLC. All Rights Reserved. Datakey images and marketing materials are protected by various patents, copyrights and/or trademarks. ATEK assumes no responsibility for any errors which may appear in this document, reserves the right to change devices or specifications detailed herein at any time without notice, and does not make any commitment to update the information contained herein. No licenses to patents or other intellectual property of ATEK are granted by the Company in connection with the sale of Datakey products, expressly or by implication.